

## Technical Sheet

Rev. 03 of 27/02/2023 - Mod 73-K1-EN

# EASY 1,5

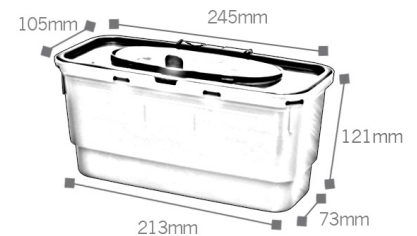


### GENERAL DATA

**Disposable container for sharp and cutting objects disposal**

**Item designed for frequent use (Hospitals, Healthcare Centres, Clinics)**

- ▶ **Material:** Plastic material 100 % virgin Polypropylene
- ▶ **Colour:** Yellow body and red lid in order to signal the dangerous content  
Materials coloured with masterbatch without heavy metals and cadmium  
Materials compliant to REACH
- ▶ **Shape:** Rectangular base
- ▶ **Weight:** 175 gr.
- ▶ **Max load:** 600 gr.
- ▶ **Nominal capacity:** 1,5 Lt.
- ▶ **Real capacity:** 1,80 Lt.
- ▶ **Useful capacity:** 1,44 Lt.
- ▶ **External Dimensions:** 245x105x121 mm H (lid assembled)
- ▶ **Base dimensions :** 213x73 mm



### LOGISTIC DATA:

- ▶ **Pcs per carton:** 39 (body and lid not assembled)
- ▶ **Carton dimensions:** 60 x 40 x 36,5 cm
- ▶ **Pcs per pallet:** 936 pcs
- ▶ **Pallet dimensions** 120 x 80 x 231 cm

### CERTIFICATIONS:

- ▶ Compliant to ADR - UN Certificate
- ▶ Compliant to ISO 23907-1:2019 Kite Mark

## INSTRUCTIONS

### ► Lid assembly:

Place the opening of the lid above the label and press firmly on the opposite corners, then the opposite sides. A click will be heard at each pressure, showing the closure of the lid



### ► Temporary closure:

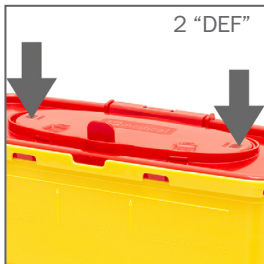

Lower the lid holding the tongue on "PROV", then push the tongue to block the edge

► At this stage, closure is temporary



### ► Permanent closure:

Place the lid in temporary closure and press firmly on "1DEF" and after on "2DEF"



### ► Needles removal:

**Needles:**  
Use the "V" removal device to separate needle and syringe and/or to remove the drawing needle

**Insulin pens:**  
Use the "marguerite" device to unscrew the insulin pen

**Opening for waste insertion:**  
large opening in order to ease the insertion of needles, scalpels, test-tubes, etc



**▶ Available holders:**

Useable on trays type "Schwarz"

**SAFETY INFORMATION:**

- ▶ Use the product only with the provided lid
- ▶ Do not use the product before fitting the lid
- ▶ Do not attempt to rescue objects already in the container
- ▶ Do not exceed the filling level indicated on the lid
- ▶ Do not try to open the container once permanently and irreversibly sealed
- ▶ Respect the filling level indicated: 85% of real capacity
- ▶ Container to dispose according to the existing law
- ▶ Containers are tested for not being perforated by sharp objects allowing safety to the operators, as long as the container is used properly according to instructions
- ▶ Use handle to move the container

**ADVANTAGES:**

- ▶ Simple and practical spring-closure device
- ▶ Easy to handle temporary closure, to use with one hand
- ▶ Irreversible permanent closure
- ▶ Maximum filling level indicated
- ▶ Suitable to autoclave at 134° for 18 min
- ▶ Handles available to ease transport
- ▶ To be disposed through incineration, releasing no toxic emissions
- ▶ Resistant to perforation of sharps and cutting objects normally used
- ▶ Large opening to ease the insertion of voluminous objects
- ▶ Double needle release system (for left-handlers)