

Technical Sheet

Rev 00 04.04.2013 - Mod 72_I7_UK

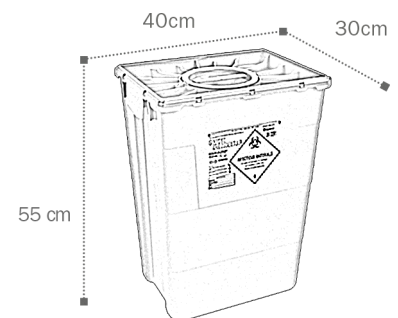
EVO 50 DUO N



GENERAL INFORMATION

Disposable containers for special hospital waste disposal

▶ Closing device	Solid lid with screw top
▶ Material	Plastic material (100 % polypropylen copolymer)
▶ Colour	Yellow (Plastic material coloured with masterbatch without heavy metals) (REACH conformity)
▶ Shape	Truncated pyramid
▶ Lid seal	Contains no latex
▶ External dimensions	400 x 300 x 560 H mm (lid closed)
▶ Base dimensions	345 x 235 mm
▶ Weight	1,656 KG (Body: 1,214 + Lid : 0,442)
▶ Max. load	20 Kg
▶ Volume	50 L.
▶ Real capacity	47 L.
▶ Usefull capacity	39,5 L.



LOGISTIC DATA

▶ Packaging	Bodies stacked onto the pallet together with lids: all shrink wrapped
▶ Pcs. x pall.	168 pcs.
▶ Pall. Dimensions	120 x 80 x 223 H cm

COMPLIANCE

- ▶ Comply to the agreement ADR
- ▶ Comply to UN N. A 120388-1
- ▶ Resistant to perforation according to standard BS 7320 (British Standard) average resistance of 15 N.
- ▶ Comply to the rule NFX 30-505 (AFNOR)

INSTRUCTIONS

► Placement of the lid without screw lid

1° step:

Push on two opposite corners to firmly hook the lid on the body



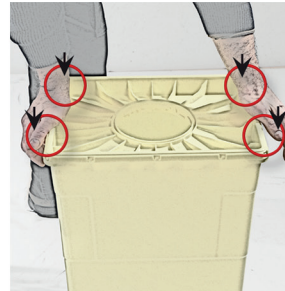
2° step:

Push on the other two opposite corners



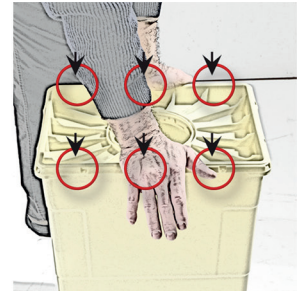
3° step:

Push on the edge of the short sides and insert the clips



4° step:

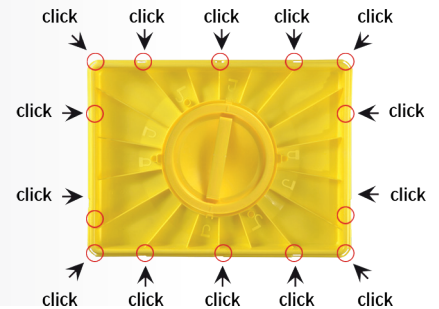
Push on the edge of the long sides and insert the clips



A sound ensures that the clip has been correctly inserted and the clip can be seen in the edge of the lid



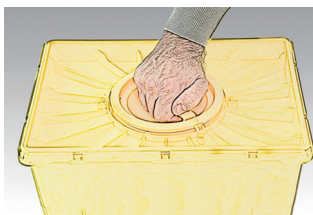
The lid is sealed on the perimeter of the body and the container is watertight thanks to the glue on the lid



► Temporary closure

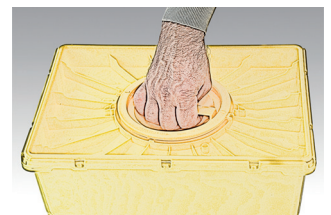
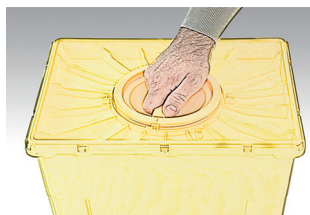
Insertion

a) place the screw lid on position as indicated on the lid




Temporary closure

b) Turn the screw lid to the left or to the right as indicated on the lid

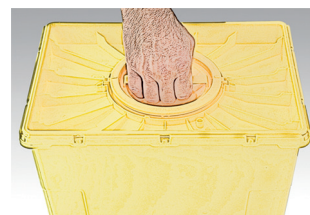


► Permanent closure

a) take off the screw lid



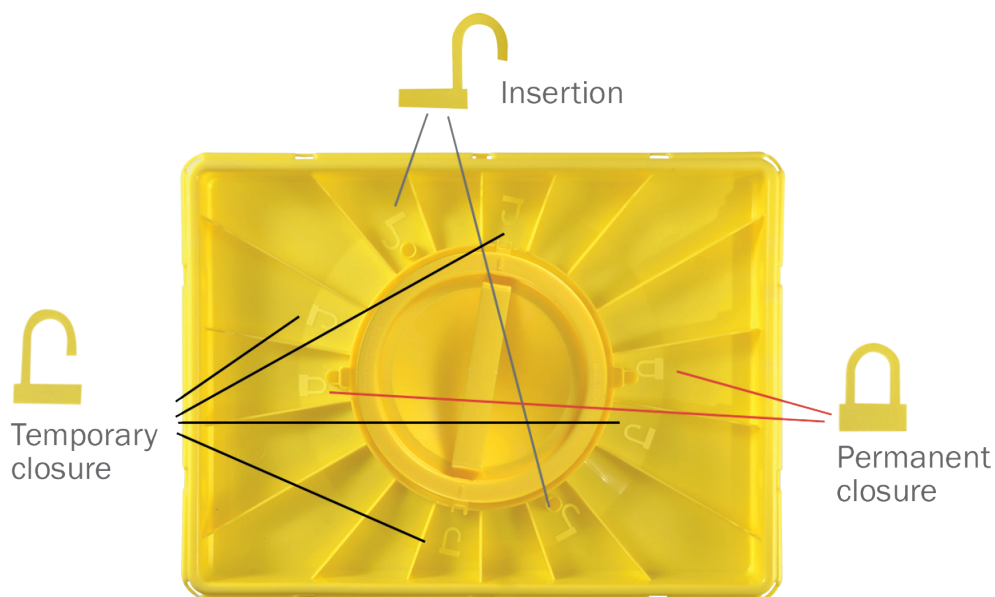
b) place the screw lid on the indicated position



c) press the screw lid firmly until the clic of the definitive closure



► Icons disposition on lid EVO DUO N



The container is watertight thanks to the glue on the screw lid



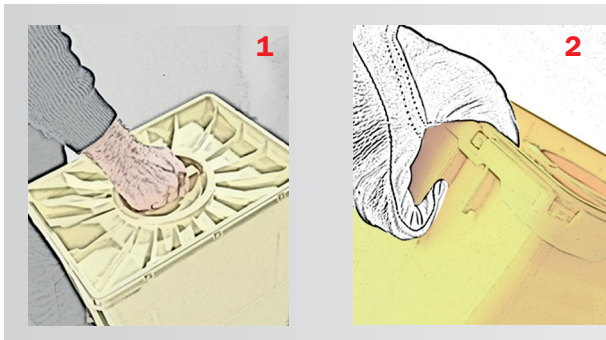
DISPOSAL

- Once full, the container must be disposed according to current law. If incinerated, the container does not release any toxic emission.

SAFETY INFORMATION

- Use the container only with its own lid
- Ensure that the lid is securely fastened
- Do not exceed the filling level
- Do not try to open again the sealed/closed container
- Do not try to recuperate objects inside

TRANSPORT OF THE CONTAINER IN DEFINITIVE CLOSURE



1 With the central handle

2 With the sides handles

WARNING: With lid DUO N, use the central handle only with screw lid in permanent closure.
Do not use the central handle of the screw lid in temporary closure

ADVANTAGES

- ▶ Handle provided on the solid lid for safe handling
- ▶ Body equipped with two side ergonomic handles (easy grasp even if with gloves)
- ▶ Handles are tested for the double of maximum load
- ▶ Very stable containers, stackable with the best logistic solution to reduce the transport costs as well as the stocks costs
- ▶ Stackable up to 3 m. full load
- ▶ High shock resistance at both low and high temperature
- ▶ High perforation resistance
- ▶ Easy to use
- ▶ Safe permanent closure
- ▶ No noxious gas released during the incineration process